

2U Cable Management Panel with Hooks

Product Information

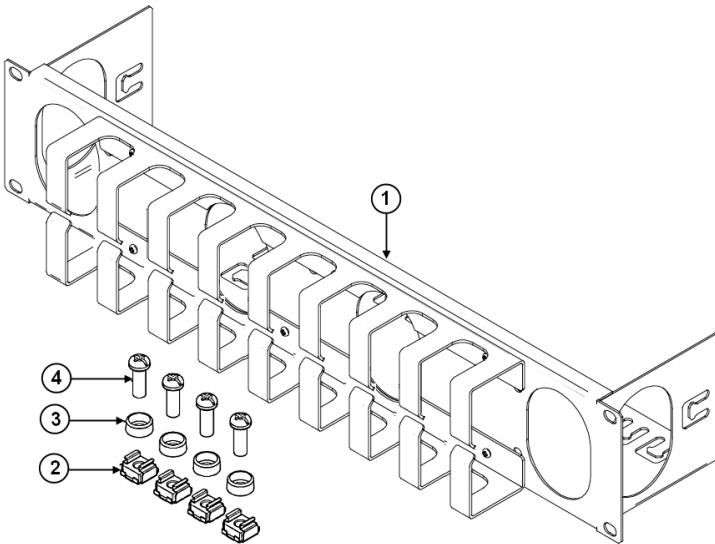
Our 19" mounted Cable management panels provide the solution to those loose cables in the front of your rack. Our panels are available in 1U and 2U heights, with pass through access cut into the panels. Numerous slots provided as cable tie off points.

Features

- EIA 310E 19" Standard
- Front and side openings for maximum cable routing points.
- Cable capacity : 84 x CAT 5e cables
- RoHS compliant

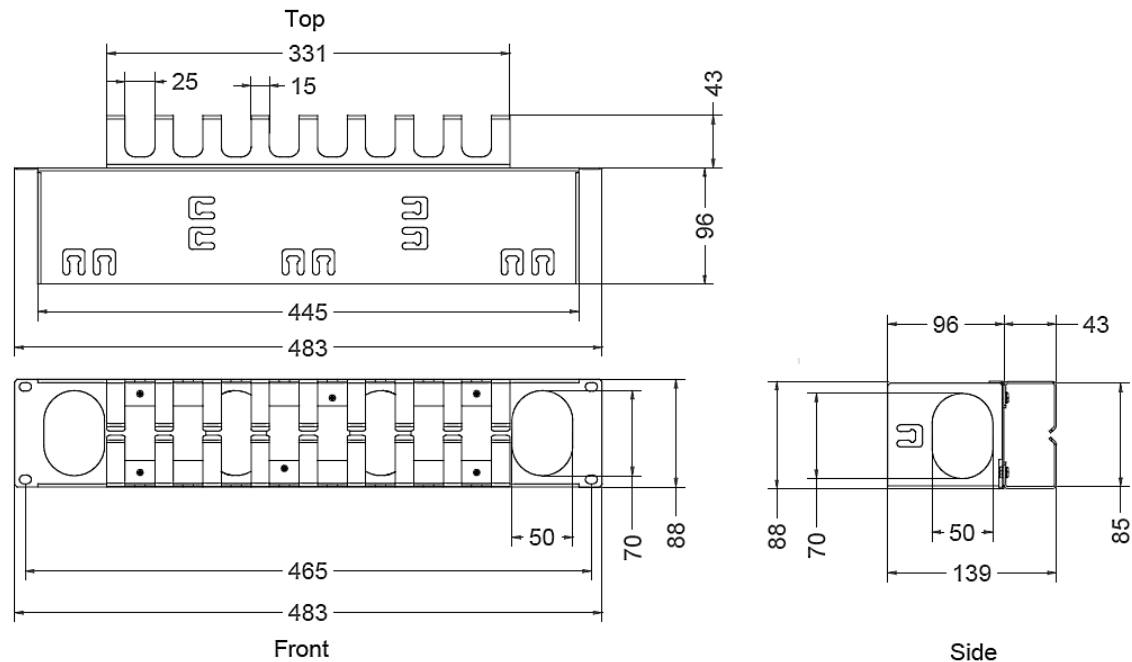
Materials/Finish

- High grade cold roll steel 1.2 mm thickness
- Powder coat finish preceded by 5 stage iron phosphate pre treatment.
- Standard color is low gloss black. Special colors upon request.

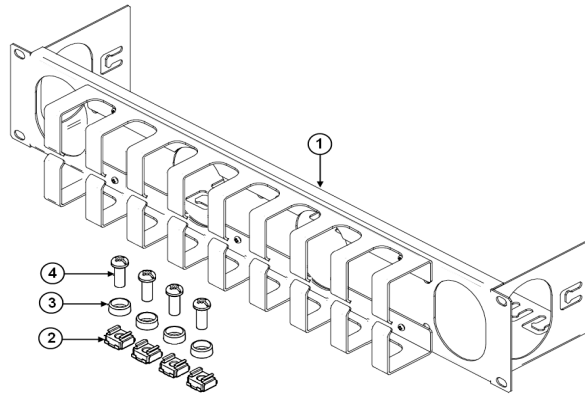


Part Code	Description
CMP2UPBLK	2U Cable Management Panel with Hooks

Dimensions



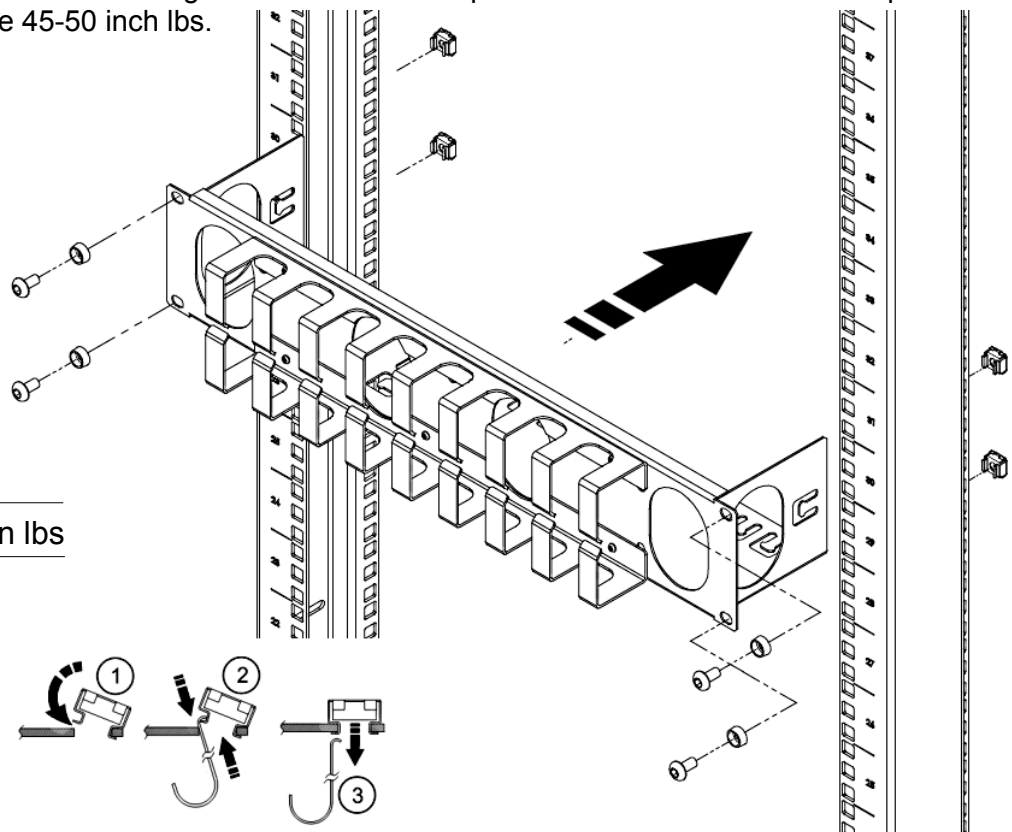
Parts List



Description	Quantity
1. 2U Cable Management Panel with Hooks [assembled]	1 piece
2. Cage Nut M6	4 pieces
3. Plastic washer M6	4 pieces
4. Phillips Screw M6x16	4 pieces

Installation

1. Install four piece of cage nut M6 into the top and bottom hole at desire U number on both left and right side of Vertical mounting channel. See balloon 1 to 3 below.
2. Fix the panel to Vertical mounting channel with four of plastic washer and M6x16 Phillips screw.
3. Tighten with torque 45-50 inch lbs.



Note : Torque 45-50 in lbs

