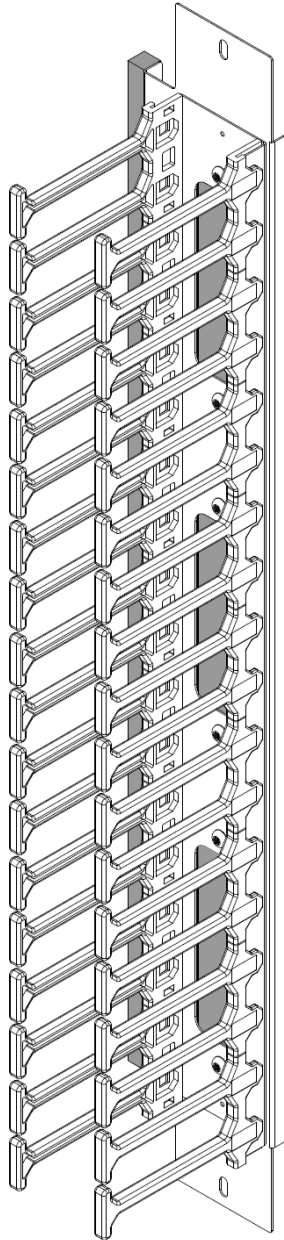


Vertical Cable Manager with Finger Guides & Brushes 42U (Double Row) - Arion Rack




Product Information

Our vertical cable manager with finger guides and brushes neatly separates and locates cables. The T-shaped plastic guides align to each "U" spacing in the cabinet, organizing your cables to where you want them.

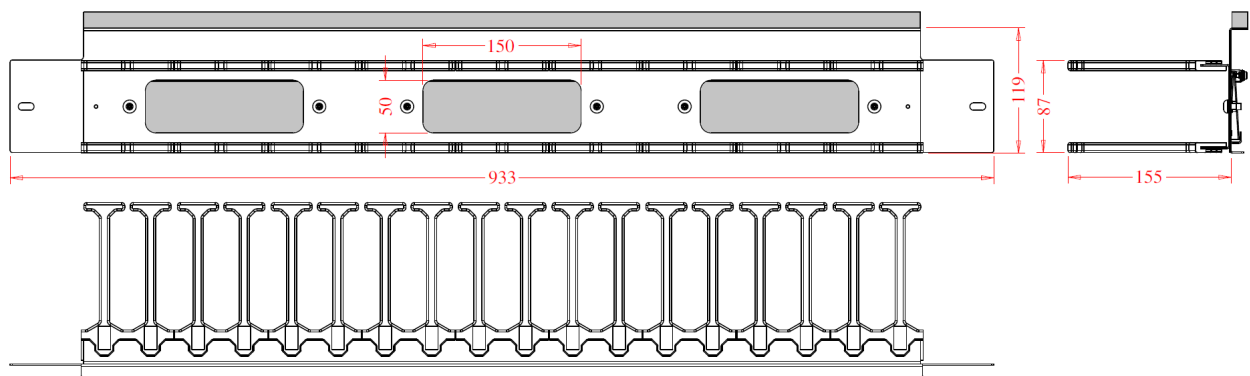
Features

- Quick and easy, Zero U installation
- Heavy duty 4 ½" T-shaped cable fingers
- Smooth contoured plastic will not damage the cables
- Three cable pass through ports, 50x150 mm. per panel with brushes and attach foam gasket at the side of panel for air flow management
- For use with Arion Rack 800 wide, installs to front or rear of the cabinets

Materials/Finish

- High grade cold rolled steel 2.40 mm thickness (1.20 mm x 2 layers)
- Five stage iron-phosphate pretreatment with textured powder coat finish, tested to 500 hours salt spray under ASTM-D610-01 and ASTM B117
- Standard color is low gloss black. Special colors upon request
- RoHS compliant 

Dimensions



CPI.17.00.032



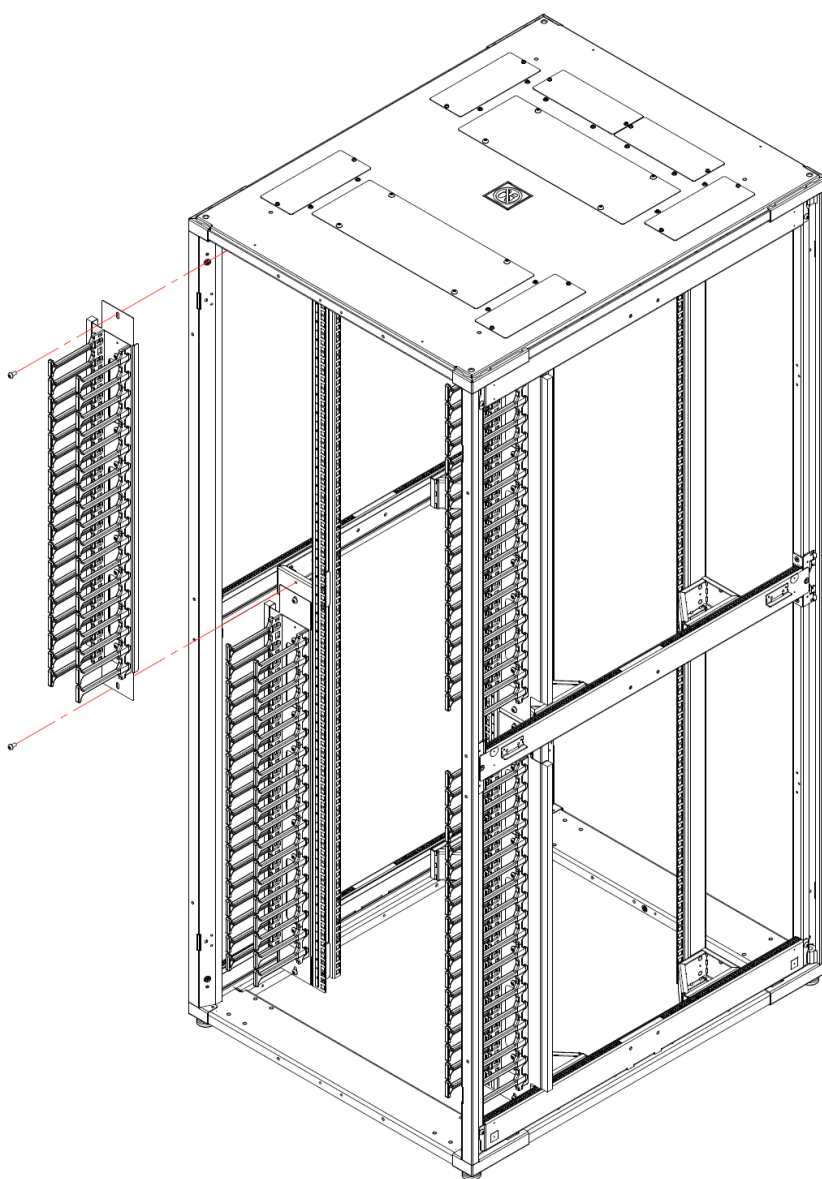
Parts List

Description	Part Number	Quantity
1. Vertical Cable Manager with Finger Guides & Brushes 42U_Double Row	VCMFDB21	1 Piece
2. Screw M6x12 T-30	-	2 Piece

Installation

Attach the Vertical Cable Manager with Finger Guides & Brushes to PMA Adapters and fix with two M6x12 T-30 screws at the both ends.

Remark : Tighten each screw with torque 40-50 inch lbs.

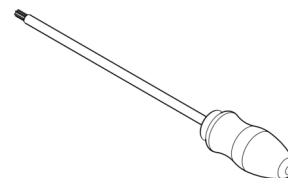


Tools Recommended for Installation.

1. Phillips / Torx T-30 L-Wrench or



2. Screw Driver Torx T-30



Note : Torque 40-50 inch lbs.

