

Fan Tray for Arion Rack

Product Information

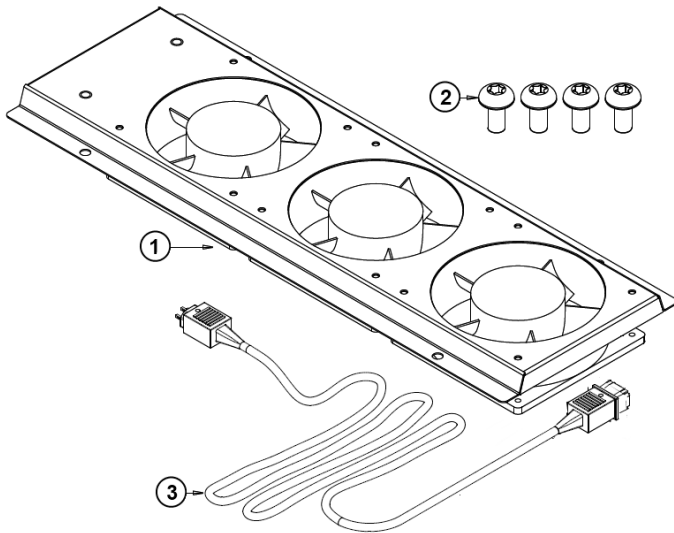
To reduce hot spots and for supplemental air flow, our top panel mounted three way fan trays can help. Fan trays available in 115 or 220 volts.

Features

- Installs quickly on top panel
- 3 high efficiency ball bearing fans
- 243 CFM or 6.9 cu.m./ min. air flow
- Available in 115 - 220 VAC
- Various AC power cord plugs available
- RoHS compliant

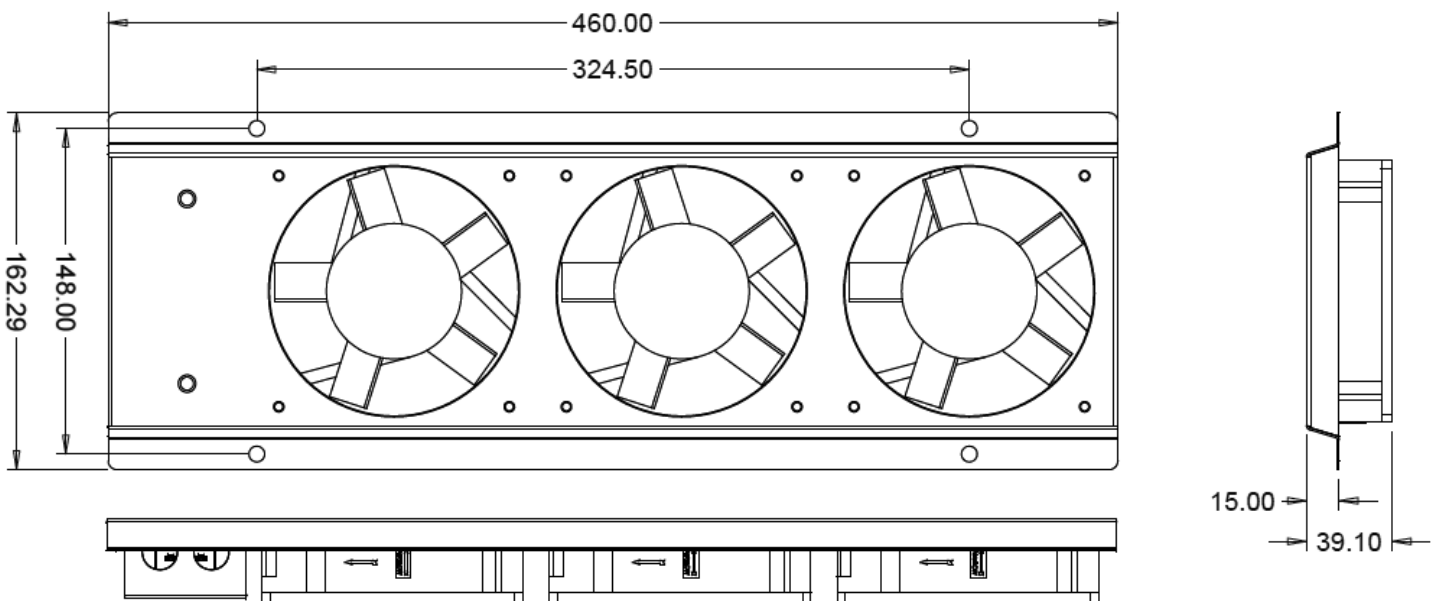
Materials/Finish

- High grade cold rolled steel 0.9 mm thickness.
- Powder coat finish preceded by 5 stage iron phosphate pre treatment.
- Standard color is low gloss black.



Part Code	Description
RMFT3A115BLK	Roof Mount Fan Tray 3 Fans (115V) Black
RMFT3A220BLK	Roof Mount Fan Tray 3 Fans (220V) Black

Dimensions



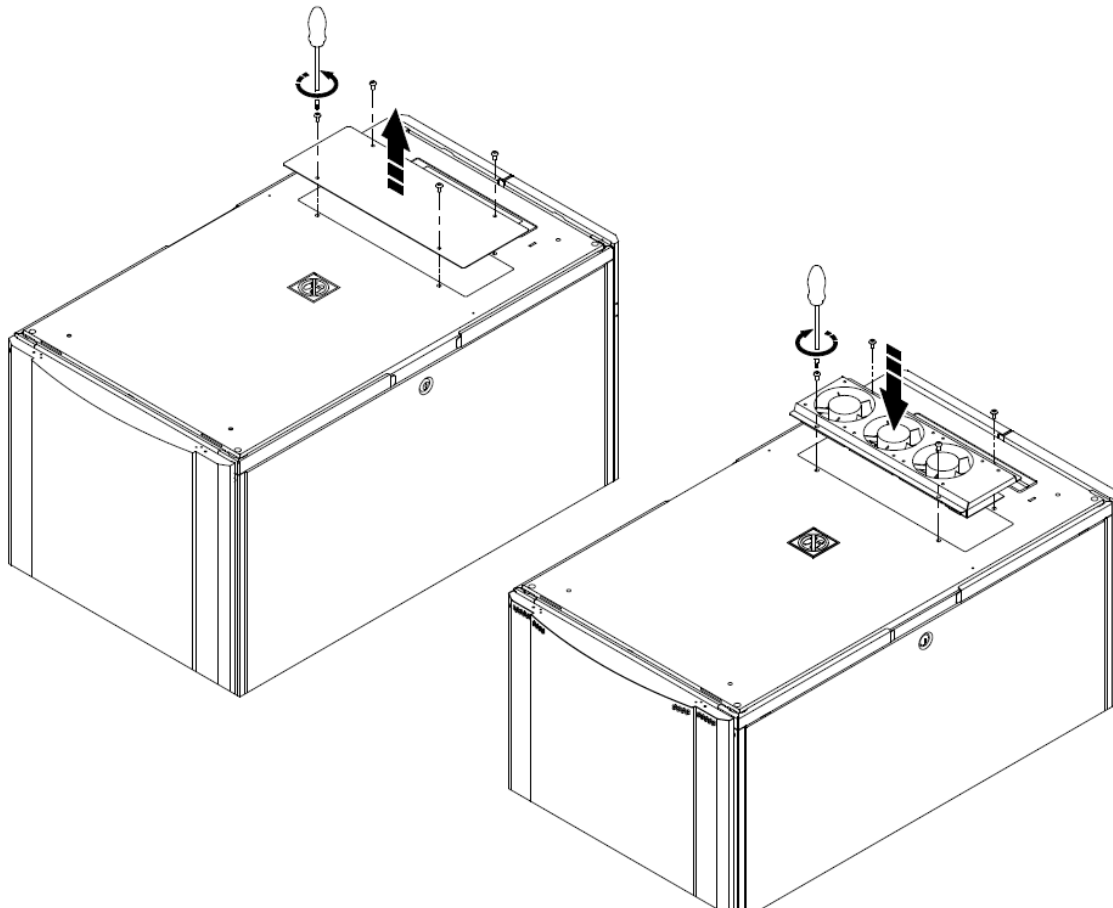
Parts List

See image in first page

Description	Quantity
1. Fan Tray Assembled	1 piece
2. Screw T-30 M6x12	4 pieces
3. AC Power cord	1 piece

Installation

1. Remove Top cover Plate from top panel by removing four T-30 M6x12 screw with T-30 screw driver.
2. Put Fan Tray for Arion on Top panel and align four holes on fan tray to be same centric as four holes on Top panel.
3. Fix Fan Tray to Top panel with four of T-30 M6x12 screw.
4. Tighten T-30 screw with 40-50 inch lbs torque.



Note : Recommended Torque 40-50 in lbs

